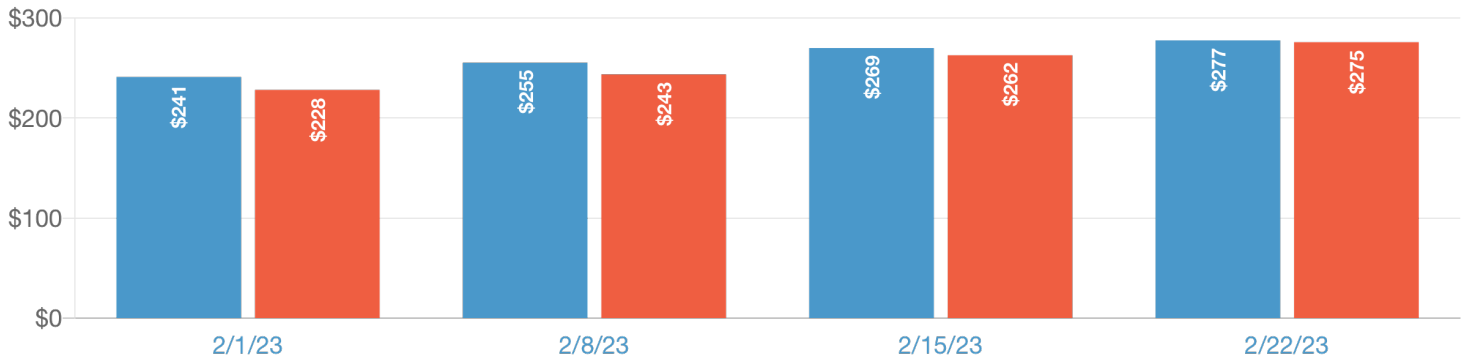


KPI	Value	Compared	Difference
ADR	\$261	\$253	3%
Adjusted Paid & Owner Occupancy	90.5%	90.4%	0%
Adjusted RevPAR	\$232	\$225	3%
Avg. Length of Stay	10.1	9.8	3%

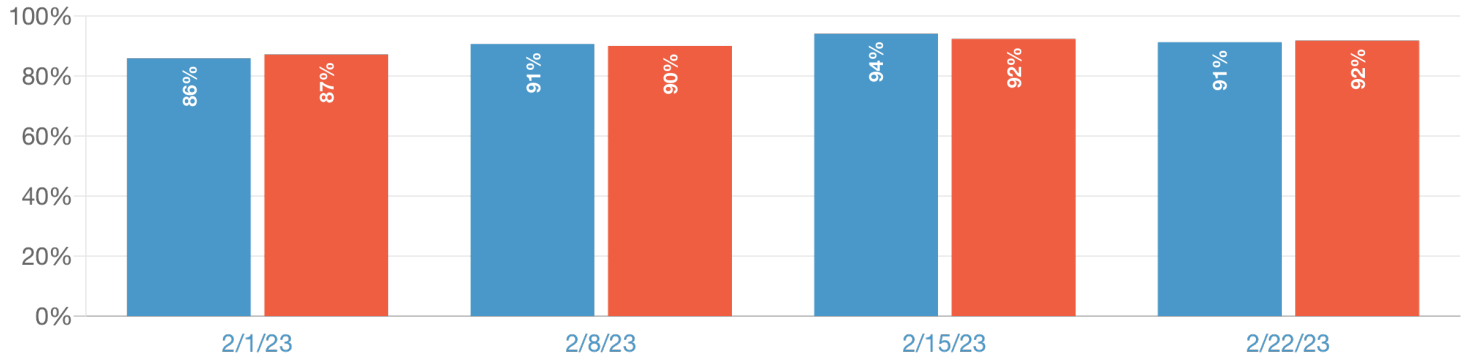
ADR

2/1/2023 to 2/28/2023 as of 3/19/2023 | \$261 2/1/2022 to 2/28/2022 as of 3/20/2022 | \$253



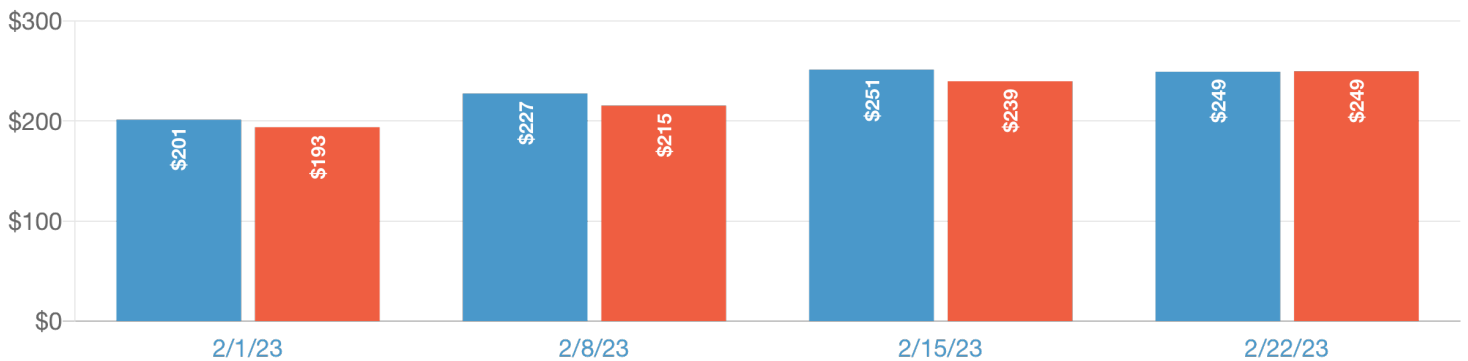
Adjusted Paid & Owner Occupancy

2/1/2023 to 2/28/2023 as of 3/19/2023 | 90.5% 2/1/2022 to 2/28/2022 as of 3/20/2022 | 90.4%



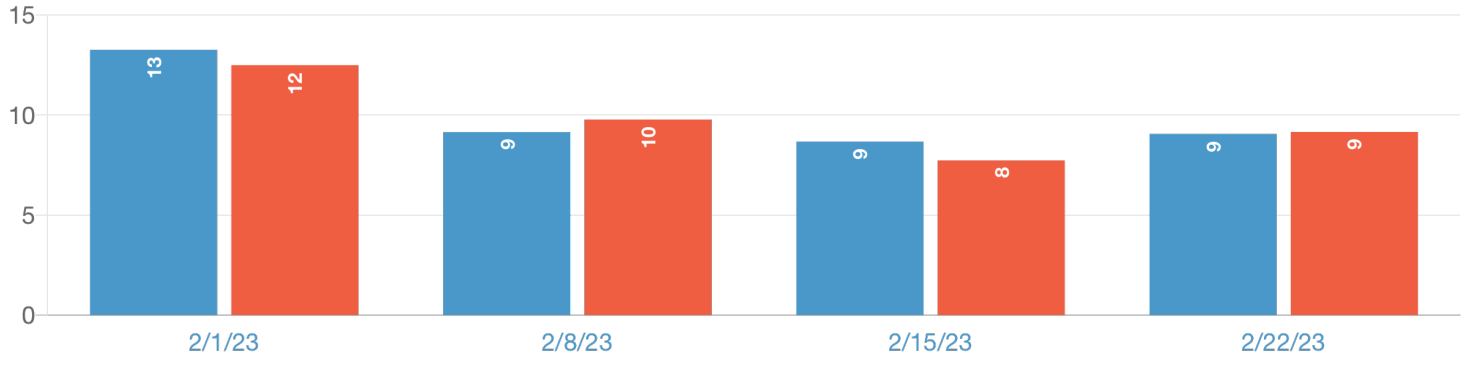
Adjusted RevPAR

2/1/2023 to 2/28/2023 as of 3/19/2023 | \$232 2/1/2022 to 2/28/2022 as of 3/20/2022 | \$225



Avg. Length of Stay

2/1/2023 to 2/28/2023 as of 3/19/2023 | 10.1 2/1/2022 to 2/28/2022 as of 3/20/2022 | 9.8



Copyright Key Data, LLC 2023
Created: March 19, 2023 4:07 PM