

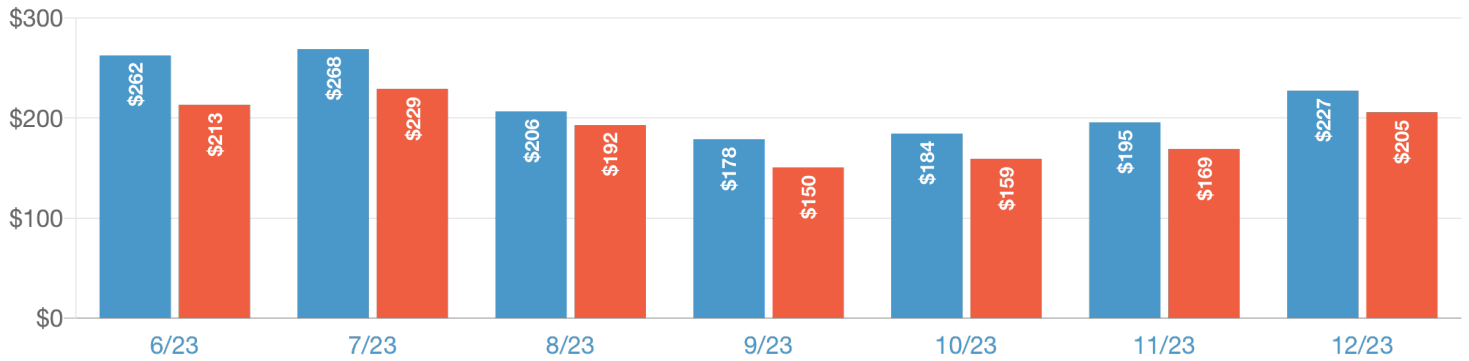
6-month Outlook (June 2023 to December 2023)



KPI	Value	Compared	Difference
ADR	\$232	\$201	16%
Adjusted Paid & Owner Occupancy	20.6%	19.3%	7%
Adjusted RevPAR	\$33	\$29	14%
Avg. Length of Stay	8.0	7.8	3%

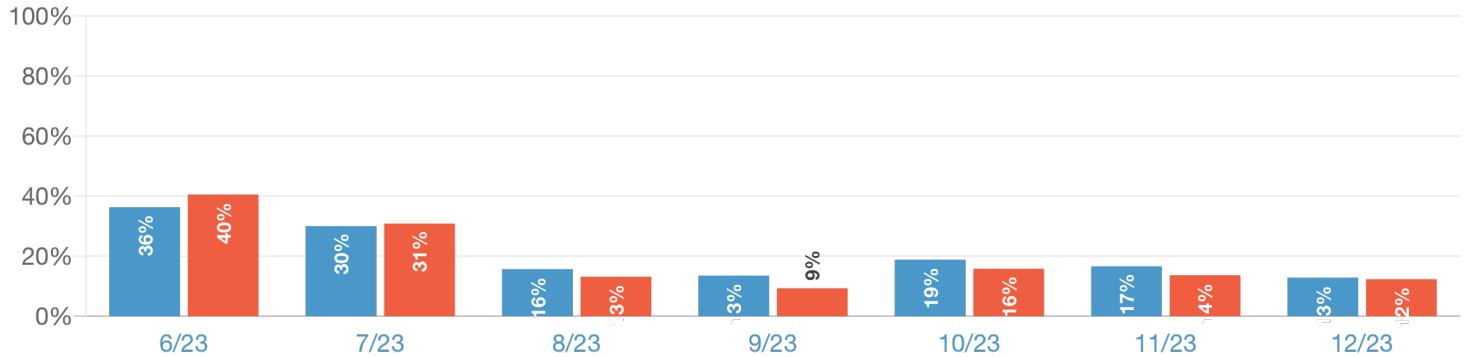
ADR

6/1/2023 to 12/31/2023 as of 3/19/2023 | \$232 6/1/2022 to 12/31/2022 as of 3/20/2022 | \$201



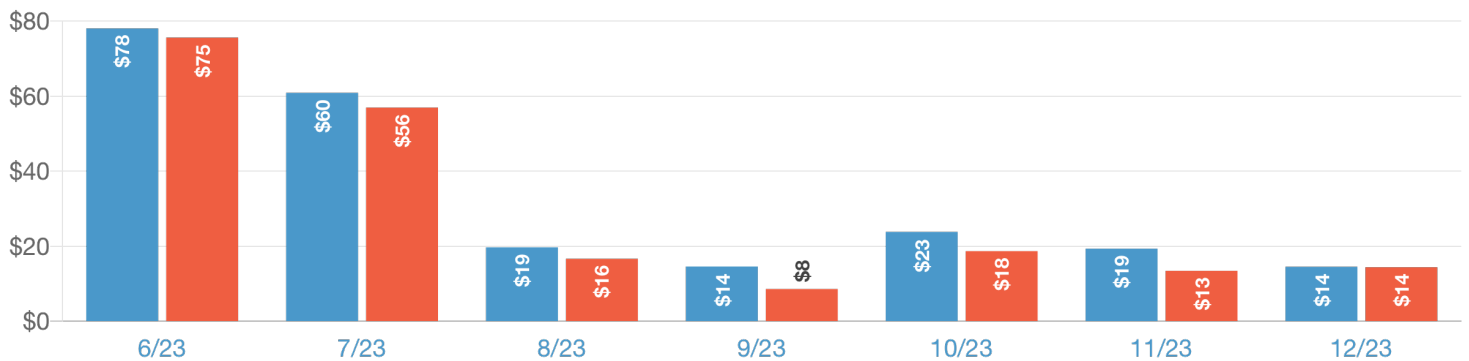
Adjusted Paid & Owner Occupancy

6/1/2023 to 12/31/2023 as of 3/19/2023 | 20.6% 6/1/2022 to 12/31/2022 as of 3/20/2022 | 19.3%



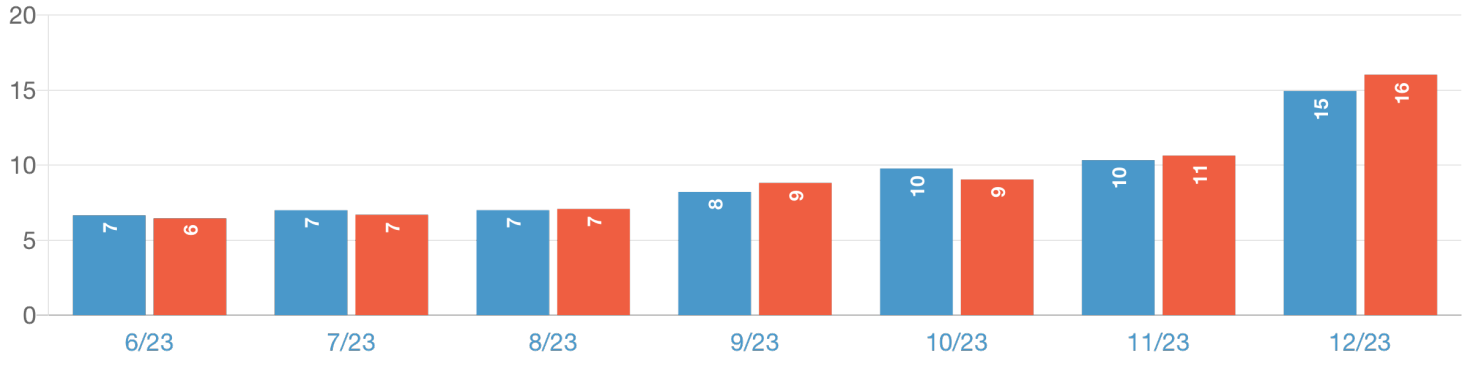
Adjusted RevPAR

6/1/2023 to 12/31/2023 as of 3/19/2023 | \$33 6/1/2022 to 12/31/2022 as of 3/20/2022 | \$29



Avg. Length of Stay

6/1/2023 to 12/31/2023 as of 3/19/2023 | 8.0 6/1/2022 to 12/31/2022 as of 3/20/2022 | 7.8



Copyright Key Data, LLC 2023
Created: March 19, 2023 4:10 PM