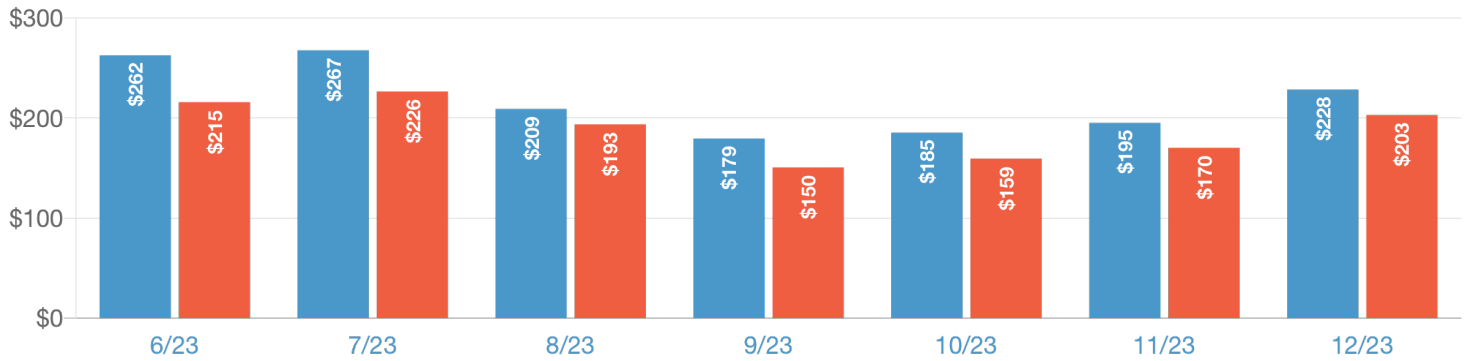


6 Month Forecast (June to December 2023)

KPI	Value	Compared	Difference
ADR	\$232	\$202	15%
Adjusted Paid & Owner Occupancy	23.6%	22.6%	4%
Adjusted RevPAR	\$39	\$35	12%
Avg. Length of Stay	7.7	7.4	4%

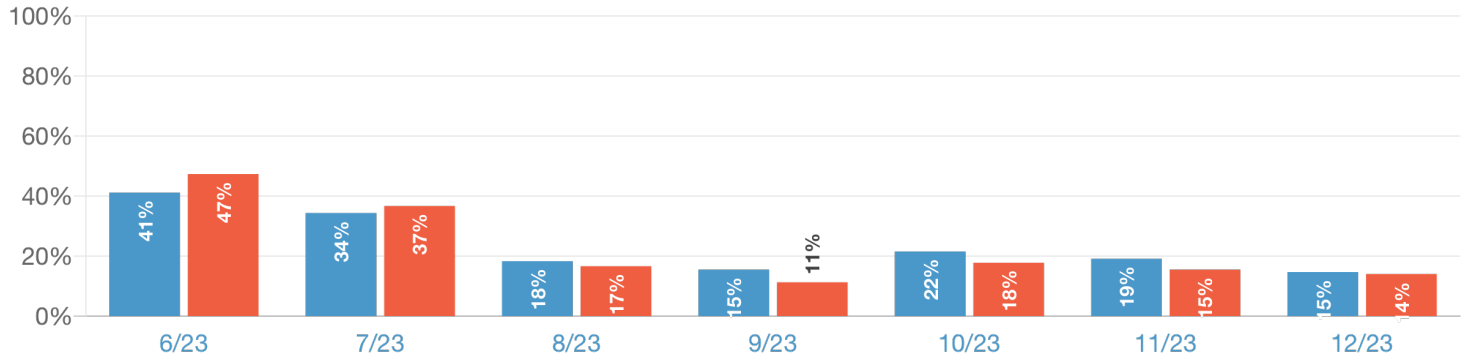
ADR

6/1/2023 to 12/31/2023 as of 4/11/2023 | \$232 6/1/2022 to 12/31/2022 as of 4/12/2022 | \$202



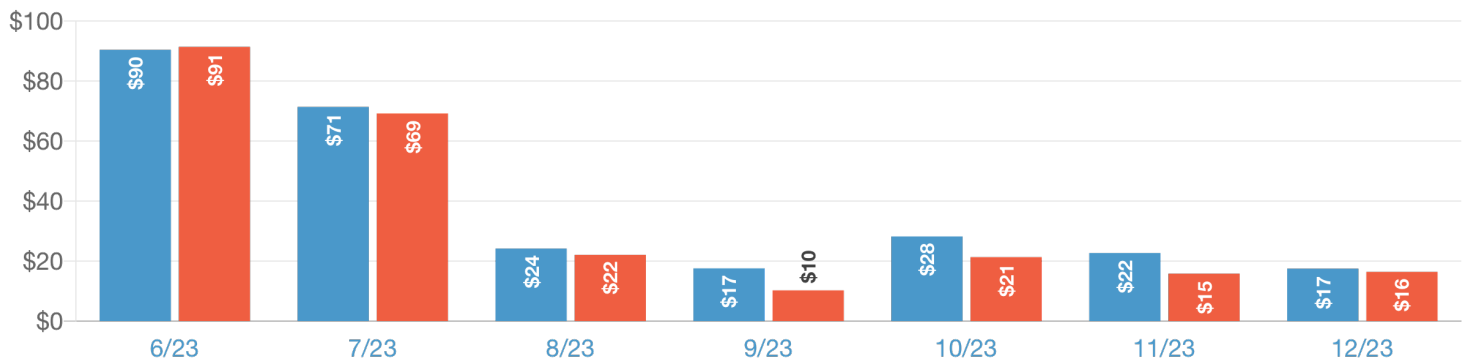
Adjusted Paid & Owner Occupancy

6/1/2023 to 12/31/2023 as of 4/11/2023 | 23.6% 6/1/2022 to 12/31/2022 as of 4/12/2022 | 22.6%



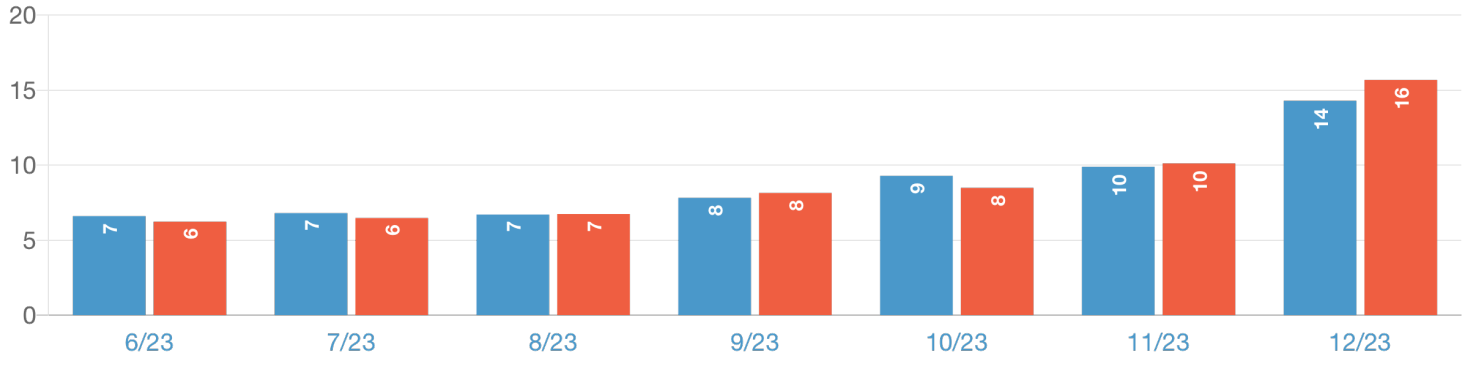
Adjusted RevPAR

6/1/2023 to 12/31/2023 as of 4/11/2023 | \$39 6/1/2022 to 12/31/2022 as of 4/12/2022 | \$35



Avg. Length of Stay

6/1/2023 to 12/31/2023 as of 4/11/2023 | 7.7 6/1/2022 to 12/31/2022 as of 4/12/2022 | 7.4



Copyright Key Data, LLC 2023
Created: 4/11/23 08:04 AM
Market(s): Pinellas