

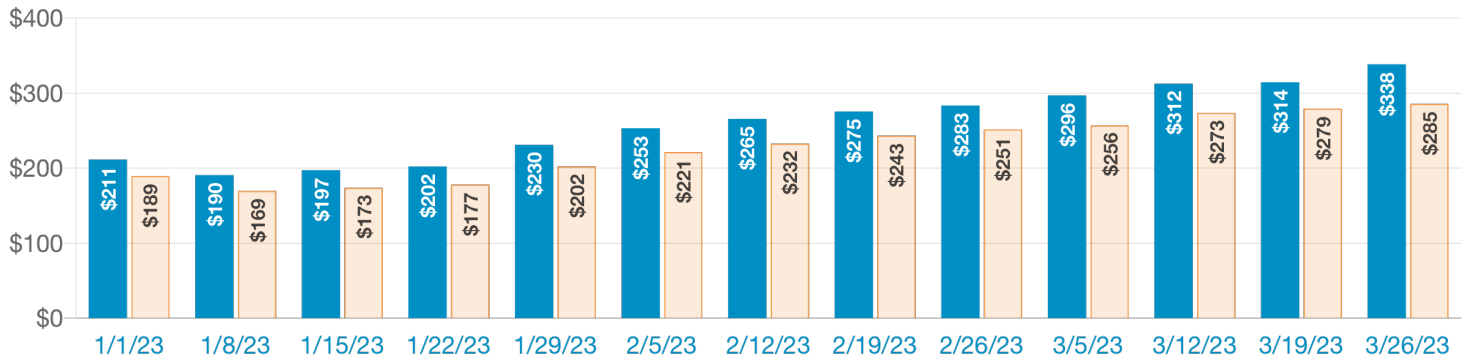
90-day Outlook as compared to the Prior Year



KPI	Value	Compared	Difference
ADR	\$260	\$228	14%
Adjusted Paid & Owner Occupancy	77.8%	78.0%	-0%
Adjusted RevPAR	\$192	\$169	14%
Avg. Length of Stay	11.6	10.9	6%

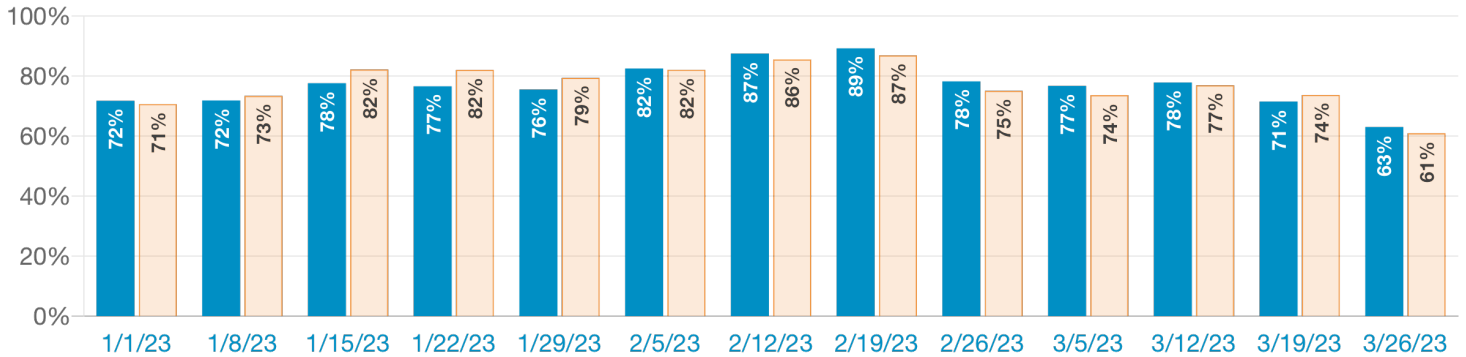
ADR

1/1/2023 to 3/31/2023 as of 1/13/2023 | \$260 1/1/2022 to 3/31/2022 as of 1/14/2022 | \$228



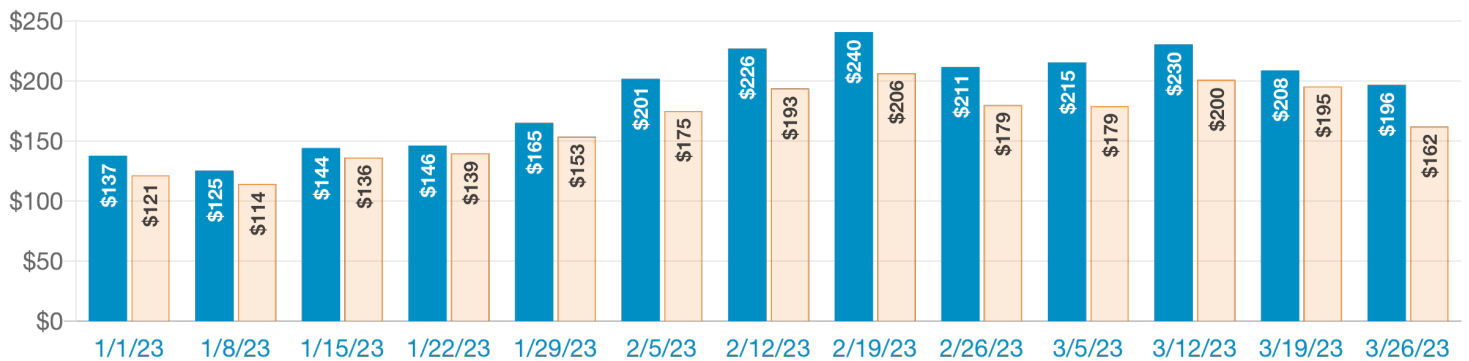
Adjusted Paid & Owner Occupancy

1/1/2023 to 3/31/2023 as of 1/13/2023 | 77.8% 1/1/2022 to 3/31/2022 as of 1/14/2022 | 78.0%



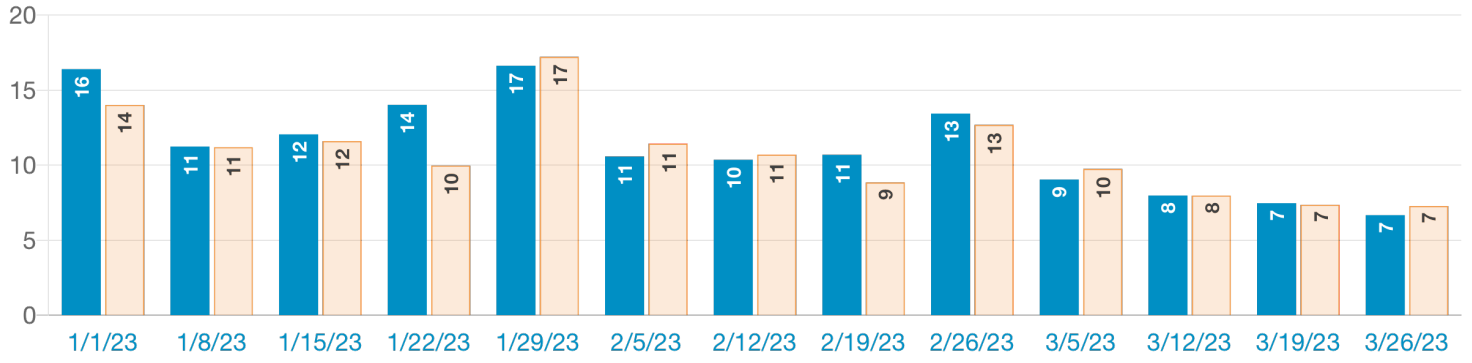
Adjusted RevPAR

1/1/2023 to 3/31/2023 as of 1/13/2023 | \$192 1/1/2022 to 3/31/2022 as of 1/14/2022 | \$169



Avg. Length of Stay

1/1/2023 to 3/31/2023 as of 1/13/2023 | 11.6 1/1/2022 to 3/31/2022 as of 1/14/2022 | 10.9



Copyright Key Data, LLC 2023
Created: January 13, 2023 10:49 AM