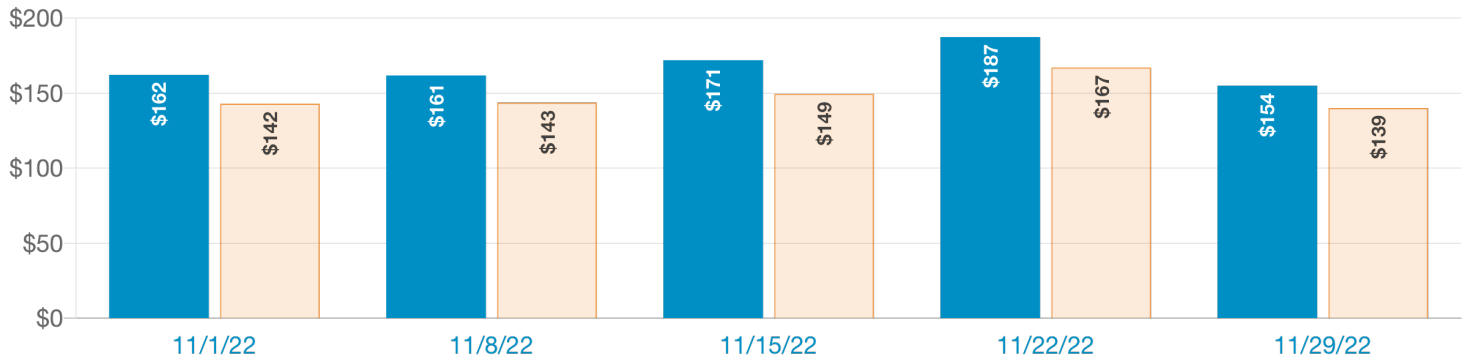


KPI	Value	Compared	Difference
ADR	\$170	\$152	12%
Adjusted Paid & Owner Occupancy	62.0%	60.3%	3%
Adjusted RevPAR	\$93	\$80	16%
Avg. Length of Stay	6.5	6.1	7%

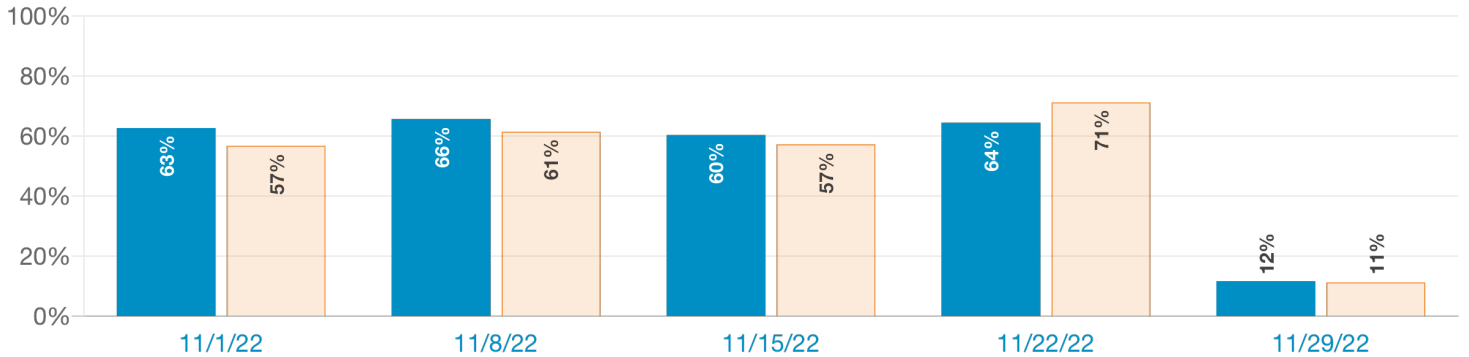
ADR

11/1/2022 to 11/30/2022 as of 1/13/2023 | \$170 11/1/2021 to 11/30/2021 as of 1/14/2022 | \$152



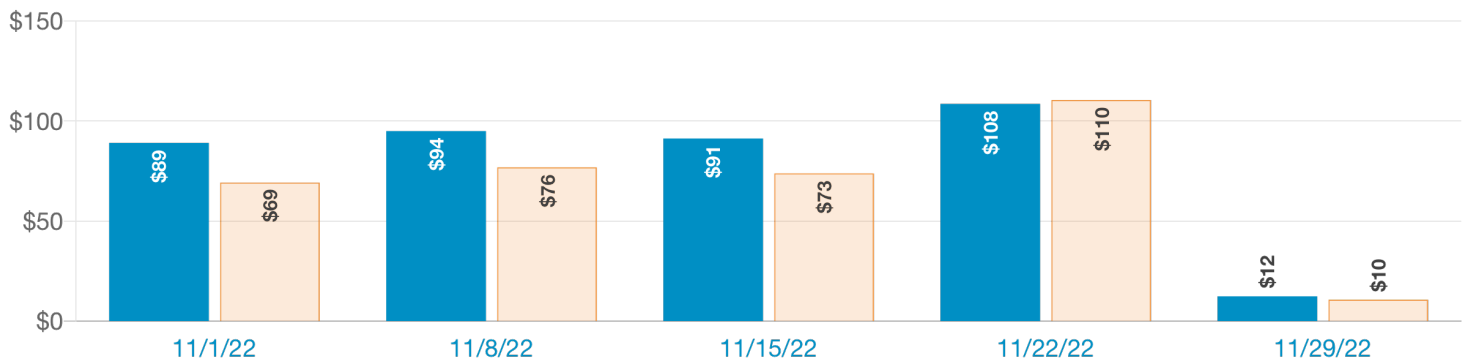
Adjusted Paid & Owner Occupancy

11/1/2022 to 11/30/2022 as of 1/13/2023 | 62.0% 11/1/2021 to 11/30/2021 as of 1/14/2022 | 60.3%



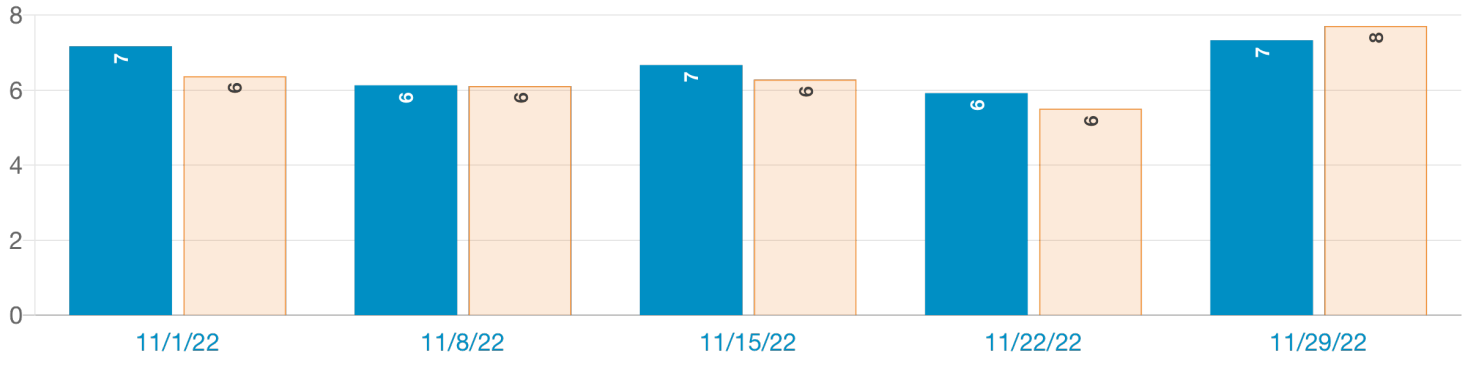
Adjusted RevPAR

11/1/2022 to 11/30/2022 as of 1/13/2023 | \$93 11/1/2021 to 11/30/2021 as of 1/14/2022 | \$80



Avg. Length of Stay

11/1/2022 to 11/30/2022 as of 1/13/2023 | 6.5 11/1/2021 to 11/30/2021 as of 1/14/2022 | 6.1



Copyright Key Data, LLC 2023
Created: January 13, 2023 10:48 AM