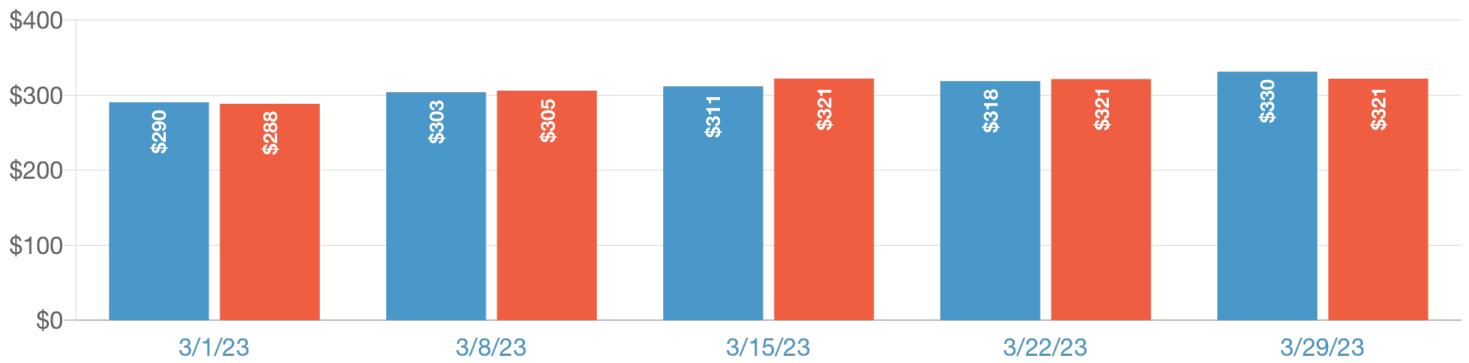


| KPI | Value | Compared | Difference |
|---------------------------------|-------|----------|------------|
| ADR | \$308 | \$311 | -1% |
| Adjusted Paid & Owner Occupancy | 90.8% | 90.3% | 1% |
| Adjusted RevPAR | \$275 | \$276 | -0% |
| Avg. Length of Stay | 6.9 | 6.9 | 0% |

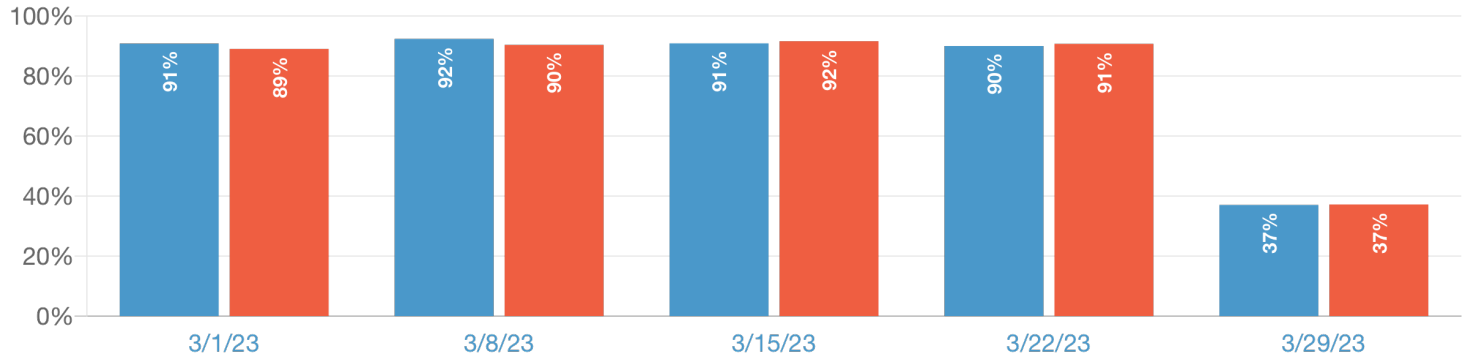
ADR

3/1/2023 to 3/31/2023 as of 4/13/2023 | \$308 3/1/2022 to 3/31/2022 as of 4/14/2022 | \$311



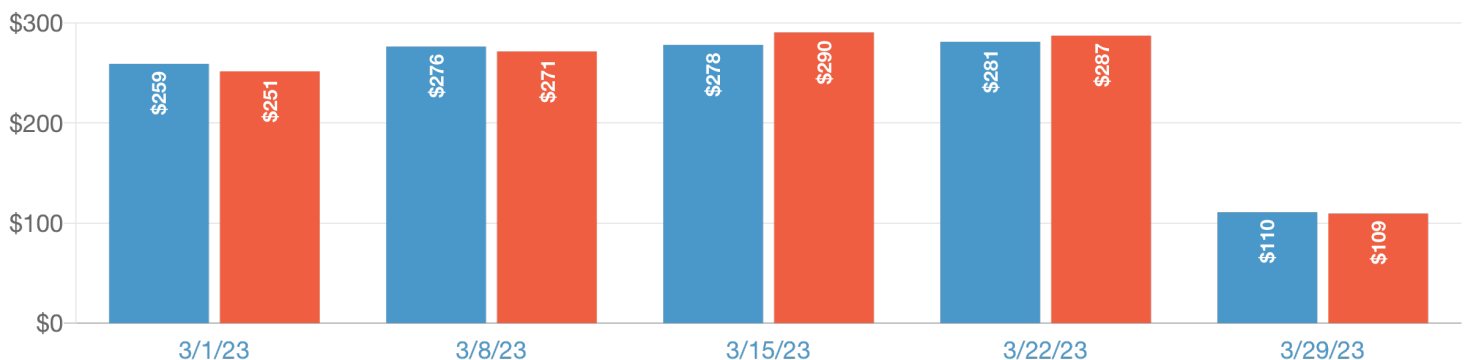
Adjusted Paid & Owner Occupancy

3/1/2023 to 3/31/2023 as of 4/13/2023 | 90.8% 3/1/2022 to 3/31/2022 as of 4/14/2022 | 90.3%



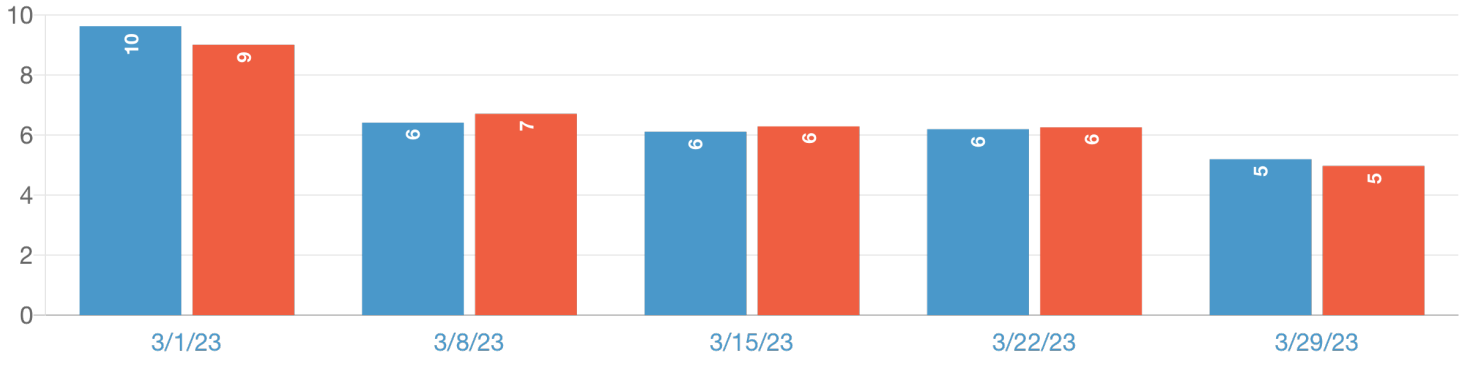
Adjusted RevPAR

3/1/2023 to 3/31/2023 as of 4/13/2023 | \$275 3/1/2022 to 3/31/2022 as of 4/14/2022 | \$276



Avg. Length of Stay

3/1/2023 to 3/31/2023 as of 4/13/2023 | 6.9 3/1/2022 to 3/31/2022 as of 4/14/2022 | 6.9



Copyright Key Data, LLC 2023
Created: 4/13/23 23:04 PM
Market(s): Pinellas