


Doing Things!


Gulf Boulevard Undergrounding






Overview

- Scope of Project
- Proposed Gulf Blvd Undergrounding Framework
- Next Steps
- Discussion




Municipality	Completed/ Planned Lane Miles	Remaining Lane Miles	Cost to Complete
Belleair Beach/ Belleair Shore	1.9	1.9	\$2.5M
Clearwater	8.7	0	\$0
Indian Rocks Beach	3.5	1.8	\$10M
Indian Shores	5.2	0	\$0
Madeira Beach	2.8	1.5	\$3M
North Redington Beach	.5	1	\$4M
Redington Beach	1	1	\$2.75M
Redington Shores	1	1.2	\$4M
St. Pete Beach	5	2.4	\$7.2M
Treasure Island	3.8	1	\$4.75M
Total	33.4	11.8	\$38.2M




Project Scope & Framework

- Up to \$35M County allocation
- Allocations made available FY 20/21 for project cash flow
- Focus on undergrounding of utilities
- Comprehensive “One Project” approach to leverage savings
- Remainder to be allocated to Indian Shores and Clearwater
- Re-evaluate after bids are received




Benefits- “One Project” Approach

- Reduces Inefficiencies and Fragmentation
- Introduces Efficiencies & Cost Savings
 - Mobilization
 - Fewer Complexities and Delays in Design & Permitting
 - One Large Project= More Competition and Cost Savings
 - Accelerated Project Delivery- Mitigates Cost Increases



Next Steps

- BIG C Resolution of Support (Unanimous vote 10/31)
- Hire Firm to Provide Estimate (December 2018)
- Completed Estimate Analysis (June 2018)
- Draft Interlocal Agreement
- BIG C Partners to Execute Interlocal (Summer 2019)
- Interlocal to BCC (Summer/Fall 2019)



Discussion